

Batliboi Ltd.

Legal & Secretarial Department

Regd. & Corporate Office :

Bharat House, 5th Floor,
104, Bombay Samachar Marg,
Mumbai - 400 001. India

Phone : +91 (22) 6637 8200

Fax : +91 (22) 2267 5601

E-mail : legal@batliboi.com

Web.: www.batliboi.com

CIN : L52320MH1941PLC003494

■
Listing Department
Bombay Stock Exchange Limited
P J Towers,
Dalal Street, Fort,
Mumbai – 400 023.

Scrip Code: 522004



■
09th October, 2015

Dear Sir / Madam,

Sub: Shareholding Pattern as on 30th September, 2015 as per
Clause 35 of the Listing Agreement

Please find enclosed herewith the Shareholding Pattern of the Company as on 30th September, 2015.

Thanking You

Yours faithfully,
For **Batliboi Ltd.**


Anand Sharma
Company Secretary


Encl: As above

(I)(a) Statement showing Shareholding Pattern

Name of the Company:		BATLIBOI LIMITED	
Scrip Code, Name of the scrip, class of security:		522004 - BATLIBOI - EQUITY	
Quarter ended:		30.09.2015	
Partly paid-up shares:-	No. of partly paid-up shares	As a % of total no. of partly paid-up shares	As a % of total no. of shares of the company
Held by Promoter / Promoters Group	0	0.00	0.00
Held by public	0	0.00	0.00
Total	0	0.00	0.00
Outstanding convertible securities:-	No. of outstanding securities	As a % of total No. of outstanding convertible securities	As a % of total no. of shares of the company, assuming full conversion of the convertible securities
Held by Promoter / Promoters Group	0	0.00	0.00
Held by public	0	0.00	0.00
Total	0	0.00	0.00
Warrants:-	No. of warrants	As a % of total no. of warrants	As a % of total no. of shares of the company, assuming full conversion of warrants
Held by Promoter / Promoters Group	0	0.00	0.00
Held by public	0	0.00	0.00
Total	0	0.00	0.00
Total paid-up capital of the company assuming full conversion of warrants and convertible securities			
Face Value 5.00			

For Batliboi Limited


 Anand Sharma
 Company Secretary




Category code (I)	Category of shareholder (II)	Number of shareholders (III)	Total number of shares (IV)	Number of shares held in dematerialised form (V)	Total shareholding as a percentage of total number of shares		Shares pledged or otherwise encumbered	
					As a percentage of (A+B) (VI)	As a percentage of (A+B+C+D) (VII)	Number of shares (VIII)	As a percentage (IX) = (VIII)/(IV)*100
(A)	Shareholding of Promoter and Promoter Group							
1	Indian							
(a)	Individuals/Hindu Undivided Family	10	21983567	21983567	76.5554	76.5554	0	0.0000
(b)	Central Government/State Government(s)	0	0	0	0.0000	0.0000	0	
(c)	Bodies Corporate	3	1459000	1459000	5.0808	5.0808	0	0.0000
(d)	Financial Institutions / Banks	0	0	0	0.0000	0.0000	0	
(e)	Any Other (specify)	0	0	0	0.0000	0.0000	0	
(e)(i)		0	0	0	0.0000	0.0000	0	
(e)(ii)		0	0	0	0.0000	0.0000	0	
	Sub Total (A)(1)	13	23442567	23442567	81.6362	81.6362	0	0.0000
2	Foreign							
(a)	Individuals (Non-Resident Individuals/Foreign Individuals)	0	0	0	0.0000	0.0000	0	
(b)	Bodies Corporate	0	0	0	0.0000	0.0000	0	
(c)	Institutions	0	0	0	0.0000	0.0000	0	
(d)	Qualified Foreign Investor	0	0	0	0.0000	0.0000	0	
(e)	Any Other (specify)	0	0	0	0.0000	0.0000	0	
(e)(i)		0	0	0	0.0000	0.0000	0	
(e)(ii)		0	0	0	0.0000	0.0000	0	
	Sub Total (A)(2)	0	0	0	0.0000	0.0000	0	0.0000
	Total Shareholding of Promoter and Promoter Group (A)=(A)(1)+(A)(2)	13	23442567	23442567	81.6362	81.6362	0	0.0000
(B)	Public shareholding							
1	Institutions							
(a)	Mutual Funds/UTI	0	0	0	0.0000	0.0000		
(b)	Financial Institutions / Banks	5	900	100	0.0031	0.0031		
(c)	Central Government/State Government(s)	0	0	0	0.0000	0.0000		
(d)	Venture Capital Funds	0	0	0	0.0000	0.0000		
(e)	Insurance Companies	1	600	600	0.0021	0.0021		
(f)	Foreign Institutional Investors	0	0	0	0.0000	0.0000		
(g)	Foreign Venture Capital Investors	0	0	0	0.0000	0.0000		
(h)	Qualified Foreign Investor	0	0	0	0.0000	0.0000		
(i)	Any Other (specify)	0	0	0	0.0000	0.0000		
(i)(i)		0	0	0	0.0000	0.0000		
(i)(ii)		0	0	0	0.0000	0.0000		
	Sub Total (B) (1)	6	1500	700	0.0052	0.0052		



2	Non-institutions							
(a)	Bodies Corporate	152	647829	618779	2.2560	2.2560		
(b)(i)	Individuals - shareholders holding nominal share capital up to Rs 1 Lakh	10048	3152839	2585474	10.9794	10.9794		
(b)(ii)	Individual shareholders holding nominal share capital in excess of Rs. 1 Lakh	14	564261	564261	1.9650	1.9650		
(c)	Qualified Foreign Investor	0	0	0	0.0000	0.0000		
(d)	Any other (specify)							
d-i	NRI Rep	45	47282	46182	0.1647	0.1647		
d-ii	NRI Non -Rept	23	12635	12435	0.0440	0.0440		
d-iii	OCB	1	846970	0	2.9495	2.9495		
d-iv	Foreign Bodies	0	0	0	0.0000	0.0000		
d-v	Foreign National	0	0	0	0.0000	0.0000		
d-vi	Any Other	0	0	0	0.0000	0.0000		
	Sub Total (B)(2)	10283	5271816	3827131	18.3585	18.3585		
	Total Public Shareholding (B)=(B)(1)+(B)(2)	10289	5273316	3827831	18.3638	18.3638	N.A	N.A
	Total (A)+(B)	10302	28715883	27270398	100.0000	100.0000		
(C)	Shares held by custodians and against which Depository Receipts have been issued							
i	Promoter and Promoter Group	0	0	0	xxxx	0.0000	N.A	N.A
ii	Public	0	0	0	xxxx	0.0000	N.A	N.A
	Sub Total (C)	0	0	0	0.0000	0.0000	N.A	N.A
(D)	Others	0	0	0	xxxx	0.0000	N.A	N.A
	GRAND TOTAL (A)+(B)+(C)+(D)	10302	28715883	27270398	xxxx	100.0000	0	0.0000

(1)(b)	Promoter and Promoter Group	23,442,567	81.6361
(1)(c)(i)	Public holding more than 1% of the total number of shares	846,970	2.9495
(1)(c)(ii)	Public holding more than 5% of the total number of shares	0	0.0000
(ii)(a)	Depository Receipts (DRs)	0	0.0000
(ii)(b)	Holding of Depository Receipts (DRs) more than 1% of the total number of shares	0	0.0000
(1)(d)	Locked in Shares	0	0.0000




(I)(b) Statement showing holding of securities (including shares, warrants, convertible securities) of persons belonging to the category "Promoter and Promoter Group"

30-Sep-15

Sr. No	Name of the shareholder	Details of Shares held		Encumbered shares (*)			Details of warrants		Details of convertible securities		Total shares (including underlying shares assuming full conversion of warrants and convertible securities) as a % of diluted share capital
		Number of shares held	As a % of grand total (A)+(B)+(C)	Number	As a percentage	As a % of grand total (A)+(B)+(C)+(D) of sub clause (I)(a)	Number of warrants held	As a % total number of warrants of the same class	Number of convertible securities held	As a % total number of convertible securities of the same class	
(I)	(II)	(III)	(IV)	(V)	(VI) = (V)/(III)*100	(VII)	(VIII)	(IX)	(X)	(XI)	(XII)
		20,166,198.0000	70.2266	0.0000	0.0000	0.0000	0.0000	0.0000	0.0000	0.0000	70.2266
1	NIRMAL PRATAP BHOGILAL	20,166,198.0000	70.2266	0.0000	0.0000	0.0000	0.0000	0.0000	0.0000	0.0000	2.9288
2	SHEELA BHOGILAL	841,022.0000	2.9288	0.0000	0.0000	0.0000	0.0000	0.0000	0.0000	0.0000	2.1528
3	NIRBHAG INVESTMENTS PVT LTD	618,200.0000	2.1528	0.0000	0.0000	0.0000	0.0000	0.0000	0.0000	0.0000	2.0894
4	PRAMAYA SHARES AND SECURITIES PVT LTD	600,000.0000	2.0894	0.0000	0.0000	0.0000	0.0000	0.0000	0.0000	0.0000	1.5816
5	KABIR BHOGILAL	454,176.0000	1.5816	0.0000	0.0000	0.0000	0.0000	0.0000	0.0000	0.0000	1.2064
6	NIRMAL BHOGILAL	346,438.0000	1.2064	0.0000	0.0000	0.0000	0.0000	0.0000	0.0000	0.0000	0.8386
7	BHAGMAL INVESTMENTS PVT LTD	240,800.0000	0.8386	0.0000	0.0000	0.0000	0.0000	0.0000	0.0000	0.0000	0.5191
8	NIRMAL BHOGILAL	149,077.0000	0.5191	0.0000	0.0000	0.0000	0.0000	0.0000	0.0000	0.0000	0.0637
9	MAYA GOYEL	18,296.0000	0.0637	0.0000	0.0000	0.0000	0.0000	0.0000	0.0000	0.0000	0.0093
10	CHITRA ASHOKKUMAR	2,680.0000	0.0093	0.0000	0.0000	0.0000	0.0000	0.0000	0.0000	0.0000	0.0093
11	DHARINI B. ANAND	2,680.0000	0.0093	0.0000	0.0000	0.0000	0.0000	0.0000	0.0000	0.0000	0.0070
12	FARAH BHOGILAL	2,000.0000	0.0070	0.0000	0.0000	0.0000	0.0000	0.0000	0.0000	0.0000	0.0035
13	DARSHANA BHOGILAL GUPTA	1,000.0000	0.0035	0.0000	0.0000	0.0000	0.0000	0.0000	0.0000	0.0000	81.6361
TOTAL		23442567	81.6361	0	0.0000	0.0000	0	0	0	0	

For Batliboi Limited

Anand Sharma
Company Secretary



(l)(c)(i) Statement showing holding of securities (including shares, warrants, convertible securities) of persons belonging to the category "Public" and holding more than 1% of the total number of shares

30-Sep-15

Sr. No.	Name of the shareholder	Number of shares held	Shares as a percentage of total number of shares (i.e., Grand Total (A)+(B)+(C)+(D) indicated in Statement at para (l)(a) above)	Details of warrants		Details of convertible securities		Total shares (including underlying shares assuming full conversion of warrants and convertible securities) as a % of diluted share capital
				Number of warrants held	As a % total number of warrants of the same class	Number of convertible securities held	% w.r.t total number of convertible securities of the same class	
1	NEWPOND MANAGEMENT LTD	846,970.0000	2.9495	0.0000	0.0000	0.0000	0.0000	2.9495
TOTAL		846970	2.9495	0	0	0	0	2.9495

(l)(c)(ii) Statement showing holding of securities (including shares, warrants, convertible securities) of persons (together with PAC) belonging to the category "Public" and holding more than 5% of the total number of shares of the company

30-Sep-15

Sr. No.	Name(s) of the shareholder(s) and the Persons Acting in Concert (PAC) with them	Number of shares	Shares as a percentage of total number of shares (i.e., Grand Total (A)+(B)+(C)+(D) indicated in Statement at para (l)(a) above)	Details of warrants		Details of convertible securities		Total shares (including underlying shares assuming full conversion of warrants and convertible securities) as a % of diluted share capital
				Number of warrants held	As a % total number of warrants of the same class	Number of convertible securities held	% w.r.t total number of convertible securities of the same class	
TOTAL		0	0	0	0	0	0	0

For Batliboi Limited

Anand Sharma
Company Secretary



(I)(d) Statement showing details of locked-in shares

30-Sep-15

Sr. No.	Name of the shareholder	Category of Shareholder	Lock in date	Number of locked-in shares	Locked-in shares as a percentage of total number of shares (i.e., Grand Total (A)+(B)+(C)+(D) indicated in Statement at para (I)(a) above}
TOTAL				0	0

(II)(a) Statement showing details of Depository Receipts (DRs)

30-Sep-15

Sr. No.	Type of outstanding DR (ADRs, GDRs, SDRs, etc.)	Number of outstanding DRs	Number of shares underlying	Shares underlying outstanding DRs as a percentage of total number of shares (i.e., Grand
TOTAL		0	0	0

(II)(b) Statement showing Holding of Depository Receipts (DRs), where underlying shares held by 'promoter / promoter group' are in excess of 1% of the total number of shares

30-Sep-15

Sr. No.	Name of the DR Holder	Type of outstanding DR (ADRs, GDRs, SDRs, etc.)	Number of shares underlying outstanding DRs	Shares underlying outstanding DRs as a percentage of total number of shares (i.e., Grand Total (A)+(B)+(C)+(D) indicated in Statement at para (I)(a) above}
TOTAL			0	0

For Batliboi Limited


Anand Sharma
Company Secretary

