


(I)(a) Statement showing Shareholding Pattern

Name of the Company:		BATLIBOI LIMITED			
Scrip Code, Name of the scrip, class of security:		522004 - BATLIBOI - EQUITY			
Quarter ended:		31.12.2014			
Partly paid-up shares:-		No. of partly paid-up shares	As a % of total no. of partly paid-up shares	As a % of total no. of shares of the company	
Held by Promoter / Promoters Group		0	0.00	0.00	
Held by public		0	0.00	0.00	
Total		0	0.00	0.00	
Outstanding convertible securities:-		No. of outstanding securities	As a % of total No. of outstanding convertible securities	As a % of total no. of shares of the company, assuming full conversion of the convertible securities	
Held by Promoter / Promoters Group		0	0.00	0.00	
Held by public		0	0.00	0.00	
Total		0	0.00	0.00	
Warrants:-		No. of warrants	As a % of total no. of warrants	As a % of total no. of shares of the company, assuming full conversion of warrants	
Held by Promoter / Promoters Group		0	0.00	0.00	
Held by public		0	0.00	0.00	
Total		0	0.00	0.00	
Total paid-up capital of the company assuming full conversion of warrants and convertible securities					
Face Value 5.00					

For Batliboi Limited



Puneet Kapur
Company Secretary

Category code	Category of shareholder	Number of shareholders	Total number of shares	Number of shares held in dematerialised form	Total shareholding as a percentage of total number of shares		Shares pledged or otherwise encumbered	
					As a percentage of (A+B) (VI)	As a percentage of (A+B+C+D) (VII)	Number of shares (VIII)	As a percentage (IX) = (VIII)/(IV)*100
(I)	(II)	(III)	(IV)	(V)	(VI)	(VII)	(VIII)	(IX)
(A)	Shareholding of Promoter and Promoter Group							
1	Indian							
(a)	Individuals/Hindu Undivided Family	10	21983567	21983567	76.6444	76.6444	0	0.0000
(b)	Central Government/State Government(s)	0	0	0	0.0000	0.0000	0	
(c)	Bodies Corporate	3	1459000	1459000	5.0867	5.0867	0	0.0000
(d)	Financial Institutions / Banks	0	0	0	0.0000	0.0000	0	
(e)	Any Other (specify)	0	0	0	0.0000	0.0000	0	
(e)(i)		0	0	0	0.0000	0.0000	0	
(e)(ii)		0	0	0	0.0000	0.0000	0	
	Sub Total (A)(1)	13	23442567	23442567	81.7311	81.7311	0	0.0000
2	Foreign							
(a)	Individuals (Non-Resident Individuals/Foreign Individuals)	0	0	0	0.0000	0.0000	0	
(b)	Bodies Corporate	0	0	0	0.0000	0.0000	0	
(c)	Institutions	0	0	0	0.0000	0.0000	0	
(d)	Qualified Foreign Investor	0	0	0	0.0000	0.0000	0	
(e)	Any Other (specify)	0	0	0	0.0000	0.0000	0	
(e)(i)		0	0	0	0.0000	0.0000	0	
(e)(ii)		0	0	0	0.0000	0.0000	0	
	Sub Total (A)(2)	0	0	0	0.0000	0.0000	0	0.0000
	Total Shareholding of Promoter and Promoter Group (A)=(A)(1)+(A)(2)	13	23442567	23442567	81.7311	81.7311	0	0.0000
(B)	Public shareholding							
1	Institutions							
(a)	Mutual Funds/UTI	0	0	0	0.0000	0.0000		
(b)	Financial Institutions / Banks	5	900	100	0.0031	0.0031		
(c)	Central Government/State Government(s)	1	350	350	0.0012	0.0012		
(d)	Venture Capital Funds	0	0	0	0.0000	0.0000		
(e)	Insurance Companies	1	600	600	0.0021	0.0021		
(f)	Foreign Institutional Investors	0	0	0	0.0000	0.0000		
(g)	Foreign Venture Capital Investors	0	0	0	0.0000	0.0000		
(h)	Qualified Foreign Investor	0	0	0	0.0000	0.0000		
(i)	Any Other (specify)	0	0	0	0.0000	0.0000		
(i)(i)		0	0	0	0.0000	0.0000		
(i)(ii)		0	0	0	0.0000	0.0000		
	Sub Total (B) (1)	7	1850	1050	0.0064	0.0064		

2	Non-institutions							
(a)	Bodies Corporate	175	654667	625617	2.2825	2.2825		
(b)(i)	Individuals - shareholders holding nominal share capital up to Rs 1 Lakh	10168	3053947	2477770	10.6474	10.6474		
(b)(ii)	Individual shareholders holding nominal share capital in excess of Rs. 1 Lakh	16	624730	624730	2.1781	2.1781		
(c)	Qualified Foreign Investor	0	0	0	0.0000	0.0000		
(d)	Any other (specify)							
d-i	NRI Rep	48	45160	44060	0.1574	0.1574		
d-ii	NRI Non -Rept	22	12659	12459	0.0441	0.0441		
d-iii	OCB	1	846970	0	2.9529	2.9529		
d-iv	Foreign Bodies	0	0	0	0.0000	0.0000		
d-v	Foreign National	0	0	0	0.0000	0.0000		
d-vi	Any Other	0	0	0	0.0000	0.0000		
	Sub Total (B)(2)	10430	5238133	3784636	18.2624	18.2624		
	Total Public Shareholding (B)=(B)(1)+(B)(2)	10437	5239983	3785686	18.2689	18.2689	N.A	N.A
	Total (A)+(B)	10450	28682550	27228253	100.0000	100.0000		
(C)	Shares held by custodians and against which Depository Receipts have been issued							
i	Promoter and Promoter Group	0	0	0	xxxx	0.0000	N.A	N.A
ii	Public	0	0	0	xxxx	0.0000	N.A	N.A
	Sub Total (C)	0	0	0		0.0000	N.A	N.A
(D)	Others	0	0	0	xxxx	0.0000	N.A	N.A
	GRAND TOTAL (A)+(B)+(C)+(D)	10450	28682550	27228253	xxxx	100.0000	0	0.0000

(1)(b)	Promoter and Promoter Group	23,442,567	81.7310
(1)(c)(i)	Public holding more than 1% of the total number of shares	846,970	2.9529
(1)(c)(ii)	Public holding more than 5% of the total number of shares	0	0.0000
(ii)(a)	Depository Receipts (DRs)	0	0.0000
(ii)(b)	Holding of Depository Receipts (DRs) more than 1% of the total number of shares	0	0.0000
(1)(d)	Locked in Shares	0	0.0000

(l)(b) Statement showing holding of securities (including shares, warrants, convertible securities) of persons belonging to the category "Promoter and Promoter Group"

31-Dec-2014

Sr. No.	Name of the shareholder	Details of Shares held		Encumbered shares (*)			Details of warrants		Details of convertible securities		Total shares (including underlying shares assuming full conversion of warrants and convertible securities) as a % of diluted share capital
		Number of shares held	As a % of grand total (A)+(B)+(C)	Number	As a percentage	As a % of grand total (A)+(B)+(C)+(D) of sub clause (l)(a)	Number of warrants held	As a % total number of warrants of the same class	Number of convertible securities held	As a % total number of convertible securities of the same class	
(I)	(II)	(III)	(IV)	(V)	(VI) = (V)/(III)*100	(VII)	(VIII)	(IX)	(X)	(XI)	(XII)
1	NIRMAL PRATAP BHOGILAL	20,226,198	70.5174	0.0000	0.0000	0.0000	0.0000	0.0000	0.0000	0.0000	70.5174
2	SHEELA BHOGILAL	841,022	2.9322	0.0000	0.0000	0.0000	0.0000	0.0000	0.0000	0.0000	2.9322
3	NIRBHAG INVESTMENTS PVT LTD	618,200	2.1553	0.0000	0.0000	0.0000	0.0000	0.0000	0.0000	0.0000	2.1553
4	PRAMAYA SHARES AND SECURITIES PVT LTD	600,000	2.0919	0.0000	0.0000	0.0000	0.0000	0.0000	0.0000	0.0000	2.0919
5	KABIR BHOGILAL	394,176	1.3743	0.0000	0.0000	0.0000	0.0000	0.0000	0.0000	0.0000	1.3743
6	NIRMAL BHOGILAL	346,438	1.2078	0.0000	0.0000	0.0000	0.0000	0.0000	0.0000	0.0000	1.2078
7	BHAGMAL INVESTMENTS PVT LTD	240,600	0.8395	0.0000	0.0000	0.0000	0.0000	0.0000	0.0000	0.0000	0.8395
8	NIRMAL BHOGILAL	149,077	0.5197	0.0000	0.0000	0.0000	0.0000	0.0000	0.0000	0.0000	0.5197
9	MAYA GOYEL	18,296	0.0638	0.0000	0.0000	0.0000	0.0000	0.0000	0.0000	0.0000	0.0638
10	CHITRA ASHOKKUMAR	2,680	0.0093	0.0000	0.0000	0.0000	0.0000	0.0000	0.0000	0.0000	0.0093
11	DHARINI B. ANAND	2,680	0.0093	0.0000	0.0000	0.0000	0.0000	0.0000	0.0000	0.0000	0.0093
12	FARAH BHOGILAL	2,000	0.0070	0.0000	0.0000	0.0000	0.0000	0.0000	0.0000	0.0000	0.0070
13	DARSHANA BHOGILAL GUPTA	1,000	0.0035	0.0000	0.0000	0.0000	0.0000	0.0000	0.0000	0.0000	0.0035
TOTAL		23,442,567	81.7310	0	0.0000	0.0000	0	0	0	0	81.7310

For Batliboi Limited


Puneet Kapur

(l)(c)(i) Statement showing holding of securities (including shares, warrants, convertible securities) of persons belonging to the category "Public" and holding more than 1% of the total number of shares

31-Dec-2014


Sr. No.	Name of the shareholder	Number of shares held	Shares as a percentage of total number of shares {i.e., Grand Total (A)+(B)+(C)+(D) indicated in Statement at para (l)(a) above}	Details of warrants		Details of convertible securities		Total shares (including underlying shares assuming full conversion of warrants and convertible securities) as a % of diluted share capital
				Number of warrants held	As a % total number of warrants of the same class	Number of convertible securities held	% w.r.t total number of convertible securities of the same class	
1,0000	NEWPOND MANAGEMENT LTD	846,970	2.9529	0.0000	0.0000	0.0000	0.0000	2.9529
TOTAL		846970	2.9529	0	0	0	0	2.9529

(l)(c)(ii) Statement showing holding of securities (including shares, warrants, convertible securities) of persons (together with PAC) belonging to the category "Public" and holding more than 5% of the total number of shares of the company

31-Dec-2014

Sr. No.	Name(s) of the shareholder(s) and the Persons Acting in Concert (PAC) with them	Number of shares	Shares as a percentage of total number of shares {i.e., Grand Total (A)+(B)+(C)+(D) indicated in Statement at para (l)(a) above}	Details of warrants		Details of convertible securities		Total shares (including underlying shares assuming full conversion of warrants and convertible securities) as a % of diluted share capital
				Number of warrants held	As a % total number of warrants of the same class	Number of convertible securities held	% w.r.t total number of convertible securities of the same class	
TOTAL		0	0	0	0	0	0	0

For Batliboi Limited


 Puneet Kapur
 Company Secretary

(I)(d) Statement showing details of locked-in shares

31-Dec-2014

Sr. No.	Name of the shareholder	Category of Shareholder	Lock in date	Number of locked-in shares	Locked-in shares as a percentage of total number of shares {i.e., Grand Total (A)+(B)+(C)+(D) indicated in Statement at para (I)(a) above}
TOTAL				0	0

(II)(a) Statement showing details of Depository Receipts (DRs)

31-Dec-2014


Sr. No.	Type of outstanding DR (ADRs, GDRs, SDRs, etc.)	Number of outstanding DRs	Number of shares underlying outstanding DRs	Shares underlying outstanding DRs as a percentage of total number of shares {i.e., Grand Total (A)+(B)+(C)+(D) indicated in Statement at para (I)(a) above}
TOTAL		0	0	0

(II)(b) Statement showing Holding of Depository Receipts (DRs), where underlying shares held by 'promoter / promoter group' are in excess of 1% of the total number of shares

31-Dec-2014

Sr. No.	Name of the DR Holder	Type of outstanding DR (ADRs, GDRs, SDRs, etc.)	Number of shares underlying outstanding DRs	Shares underlying outstanding DRs as a percentage of total number of shares {i.e., Grand Total (A)+(B)+(C)+(D) indicated in Statement at para (I)(a) above}
TOTAL			0	0

For Batliboi Limited


Puneet Kapur
Company Secretary