


(I)(a) Statement showing Shareholding Pattern

Name of the Company:		BATLIBOI LIMITED	
Scrip Code, Name of the scrip, class of security:		522004 - BATLIBOI - EQUITY	
Quarter ended:		31.03.2015	
Partly paid-up shares:-	No. of partly paid-up shares	As a % of total no. of partly paid-up shares	As a % of total no. of shares of the company
Held by Promoter / Promoters Group	0	0.00	0.00
Held by public	0	0.00	0.00
Total	0	0.00	0.00
Outstanding convertible securities:-	No. of outstanding securities	As a % of total No. of outstanding convertible securities	As a % of total no. of shares of the company, assuming full conversion of the convertible securities
Held by Promoter / Promoters Group	0	0.00	0.00
Held by public	0	0.00	0.00
Total	0	0.00	0.00
Warrants:-	No. of warrants	As a % of total no. of warrants	As a % of total no. of shares of the company, assuming full conversion of warrants
Held by Promoter / Promoters Group	0	0.00	0.00
Held by public	0	0.00	0.00
Total	0	0.00	0.00
Total paid-up capital of the company assuming full conversion of warrants and convertible securities			
Face Value 5.00			

For Batliboi Limited



Puneet Kaur
Company Secretary

Category code	Category of shareholder	Number of shareholders	Total number of shares	Number of shares held in dematerialised form	Total shareholding of total number	as a percentage of shares		Shares pledged or otherwise encumbered	
						As a percentage of (A+B) (VI)	As a percentage of (A+B+C+D) (VII)	Number of shares (VIII)	As a percentage (IX) = (VIII)/(VI)*100
(I)	(II)	(III)	(IV)	(V)					
(A)	Shareholding of Promoter and Promoter Group								
1	Indian								
(a)	Individuals/Hindu Undivided Family	10	21983567	21983567	76.5554	76.5554	0	0.0000	
(b)	Central Government/State Government(s)	0	0	0	0.0000	0.0000	0		
(c)	Bodies Corporate	3	1459000	1459000	5.0808	5.0808	0	0.0000	
(d)	Financial Institutions / Banks	0	0	0	0.0000	0.0000	0		
(e)	Any Other (specify)	0	0	0	0.0000	0.0000	0		
(e)(i)		0	0	0	0.0000	0.0000	0		
(e)(ii)		0	0	0	0.0000	0.0000	0		
	Sub Total (A)(1)	13	23442567	23442567	81.6382	81.6382	0	0.0000	
2	Foreign								
(a)	Individuals (Non-Resident Individuals/Foreign Individuals)	0	0	0	0.0000	0.0000	0		
(b)	Bodies Corporate	0	0	0	0.0000	0.0000	0		
(c)	Institutions	0	0	0	0.0000	0.0000	0		
(d)	Qualified Foreign Investor	0	0	0	0.0000	0.0000	0		
(e)	Any Other (specify)	0	0	0	0.0000	0.0000	0		
(e)(i)		0	0	0	0.0000	0.0000	0		
(e)(ii)		0	0	0	0.0000	0.0000	0		
	Sub Total (A)(2)	0	0	0	0.0000	0.0000	0	0.0000	
	Total Shareholding of Promoter and Promoter Group (A)(A1)+(A)(2)	13	23442567	23442567	81.6382	81.6382	0	0.0000	
(B)	Public shareholding								
1	Institutions								
(a)	Mutual Funds/UTI	0	0	0	0.0000	0.0000			
(b)	Financial Institutions / Banks	5	900	100	0.0031	0.0031			
(c)	Central Government/State Government(s)	1	350	350	0.0012	0.0012			
(d)	Venture Capital Funds	0	0	0	0.0000	0.0000			
(e)	Insurance Companies	1	600	600	0.0021	0.0021			
(f)	Foreign Institutional Investors	0	0	0	0.0000	0.0000			
(g)	Foreign Venture Capital Investors	0	0	0	0.0000	0.0000			
(h)	Qualified Foreign Investor	0	0	0	0.0000	0.0000			
(i)	Any Other (specify)	0	0	0	0.0000	0.0000			
(i)(i)		0	0	0	0.0000	0.0000			
(i)(ii)		0	0	0	0.0000	0.0000			
	Sub Total (B) (1)	7	1850	1050	0.0064	0.0064			

2 Non-institutions							
(a)	Bodies Corporate	164	661610	632960	2.3040	2.3040	
(b)(i)	Individuals - shareholders holding nominal share capital up to Rs 1 Lakh	10658	3091091	2520814	10.7875	10.7875	
(b)(ii)	Individual shareholders holding nominal share capital in excess of Rs. 1 Lakh	15	614550	614550	2.1401	2.1401	
(c)	Qualified Foreign Investor	0	0	0	0.0000	0.0000	
(d)	Any other (specify)						
d-I	NRI Rep	45	44900	43800	0.1564	0.1564	
d-III	NRI Non -Rep	21	11435	11239	0.0398	0.0398	
d-III	OCB	1	646970	0	2.9495	2.9495	
d-IV	Foreign Bodies	0	0	0	0.0000	0.0000	
d-V	Foreign National	0	0	0	0.0000	0.0000	
d-VI	Any Other	0	0	0	0.0000	0.0000	
	Sub Total (B)(2)	10304	5271466	3822149	18.2573	18.2573	
	Total Public Shareholding (B)-(B)(1)-(B)(2)	10311	8273316	3824018	18.3939	18.3838	N.A
	Total (A)(B)	10324	28715883	27864586	100.0000	100.0000	
(C)	Shares held by candidates and against which Depository Receipts have been issued						
I	Promoter and Promoter Group	0	0	0	0.0000	N.A	N.A
II	Public	0	0	0	0.0000	N.A	N.A
	Sub Total (C)	0	0	0	0.0000	N.A	N.A
(D)	Others	0	0	0	0.0000	N.A	N.A
	GRAND TOTAL (A)+(B)+(C)+(D)	10324	28715883	27864586	100.0000	100.0000	0.0000

(1)(b)	Promoter and Promoter Group	23,442,567	81,6361
(1)(c)(i)	Public holding more than 5% of the total number of shares	846,970	2,9495
(1)(c)(ii)	Public holding more than 5% of the total number of shares	0	0.0000
(1)(c)	Depository Receipts (DRs)	0	0.0000
(1)(d)	Holding of Depository Receipts (DRs) more than 1% of the total number of shares	0	0.0000
(1)(e)	Locked In Shares	0	0.0000

(10) Statement showing holding of securities (including shares, warrants, convertible securities) of persons belonging to the category "Promoter and Promoter Group."

31-Mar-2015

Sr. No.	Name of the shareholder	Details of Shares held		Unsubscribed shares (C)			Details of warrants		Details of convertible securities		Total shares (including underlying shares assuming full conversion of warrants and convertible securities) as a % of diluted share capital
		Number of shares held	As a % of grand total (A)+(B)+(C)	Number	As a percentage	As a % of grand total (A)+(B)+(C)+(D) of sub clause (1)(A)	Number of warrants held	As a % total number of warrants of the same class	Number of convertible securities held	As a % total number of convertible securities of the same class	
(i)	(ii)	(iii)	(iv)	(v)	(vi) = (v)/(iii)	(vii)	(viii)	(ix)	(x)	(xi)	(xii)
1	NEURAL PHARMA INDIGOLA	25,100,188,000	0.2366	0.0000	0.0000	0.0000	0.0000	0.0000	0.0000	0.0000	0.2366
2	NEURAL INDIGOLA	80,700,000	2.9881	0.0000	0.0000	0.0000	0.0000	0.0000	0.0000	0.0000	2.9881
3	NEURAL INVESTMENTS PVT LTD	819,200,000	3.1283	0.0000	0.0000	0.0000	0.0000	0.0000	0.0000	0.0000	3.1283
4	NEURAL PHARMA SECURITIES PVT LTD	60,000,000	2.1894	0.0000	0.0000	0.0000	0.0000	0.0000	0.0000	0.0000	2.1894
5	NEURAL INDIGOLA	44,118,000	1.5914	0.0000	0.0000	0.0000	0.0000	0.0000	0.0000	0.0000	1.5914
6	NEURAL INDIGOLA	346,438,000	2.5884	0.0000	0.0000	0.0000	0.0000	0.0000	0.0000	0.0000	2.5884
7	NEURAL INVESTMENTS PVT LTD	243,200,000	0.8466	0.0000	0.0000	0.0000	0.0000	0.0000	0.0000	0.0000	0.8466
8	NEURAL INDIGOLA	149,077,000	0.5181	0.0000	0.0000	0.0000	0.0000	0.0000	0.0000	0.0000	0.5181
9	MAVA CAPITAL	13,296,000	0.0637	0.0000	0.0000	0.0000	0.0000	0.0000	0.0000	0.0000	0.0637
10	NEURAL PHARMA	2,500,000	0.0092	0.0000	0.0000	0.0000	0.0000	0.0000	0.0000	0.0000	0.0092
11	NEURAL INVESTMENTS	2,500,000	0.0092	0.0000	0.0000	0.0000	0.0000	0.0000	0.0000	0.0000	0.0092
12	NEURAL INDIGOLA	2,000,000	0.0073	0.0000	0.0000	0.0000	0.0000	0.0000	0.0000	0.0000	0.0073
13	NEURAL INDIGOLA	1,000,000	0.0037	0.0000	0.0000	0.0000	0.0000	0.0000	0.0000	0.0000	0.0037
TOTAL		10,600,000	0.0391	0.0000	0.0000	0.0000	0.0000	0.0000	0.0000	0.0000	0.0391

For (10) Limited

[Signature]
 Director
 Company Secretary

(f)(c)(i) Statement showing holding of securities (including shares, warrants, convertible securities) of persons belonging to the category "Public" and holding more than 1% of the total number of shares

31-Mar-2015

Sr. No.	Name of the shareholder	Number of shares held	Shares as a percentage of total number of shares (i.e., Grand Total (A)+(B)+(C)+(D) Indicated in Statement at para (f)(a) above)	Details of warrants		Details of convertible securities		Total shares (including underlying shares assuming full conversion of warrants and convertible securities) as a % of diluted share capital
				Number of warrants held	As a % total number of warrants of the same class	Number of convertible securities held	% w.r.t total number of convertible securities of the same class	
1	NEVPCND MANAGEMENT LTD	646,970	2.9486	0.0000	0.0000	0.0000	0.0000	2.9486
TOTAL		646,970	2.9486	0	0	0	0	2.9486


(f)(c)(ii) Statement showing holding of securities (including shares, warrants, convertible securities) of persons (together with PAC) belonging to the category "Public" and holding more than 5% of the total number of shares of the company

31-Mar-2015

Sr. No.	Name(s) of the shareholder(s) and the Persons Acting in Concert (PAC) with them	Number of shares	Shares as a percentage of total number of shares (i.e., Grand Total (A)+(B)+(C)+(D) indicated in Statement at para (f)(a) above)	Details of warrants		Details of convertible securities		Total shares (including underlying shares assuming full conversion of warrants and convertible securities) as a % of diluted share capital
				Number of warrants held	As a % total number of warrants of the same class	Number of convertible securities held	% w.r.t total number of convertible securities of the same class	
TOTAL		0	0	0	0	0	0	0

For Batliboi Limited

Puneet Kumar
Company Secretary



(II)(d) Statement showing details of Locked-in shares

31-Mar-2015

Sr. No.	Name of the shareholder	Category of Shareholder	Lock in date	Number of locked-in shares	Locked-in shares as a percentage of total number of shares (i.e., Grand Total (A)+(B)+(C)+(D) indicated in Statement at para (I)(a) above)
TOTAL				0	0

(II)(a) Statement showing details of Depository Receipts (DRs)

31-Mar-2015


Sr. No.	Type of outstanding DR (ADRs, GDRs, SDRs, etc.)	Number of outstanding DRs	Number of shares underlying outstanding DRs	Shares underlying outstanding DRs as a percentage of total number of shares (i.e., Grand Total (A)+(B)+(C)+(D) indicated in Statement at para (I)(a) above)
TOTAL			0	0

(II)(b) Statement showing Holding of Depository Receipts (DRs), where underlying shares held by 'promoter / promoter group' are in excess of 1% of the total number of shares

31-Mar-2015

Sr. No.	Name of the DR Holder	Type of outstanding DR (ADRs, GDRs, SDRs, etc.)	Number of shares underlying outstanding DRs	Shares underlying outstanding DRs as a percentage of total number of shares (i.e., Grand Total (A)+(B)+(C)+(D) indicated in Statement at para (I)(a) above)
TOTAL			0	0

For Battilbol Limited



Purnit Kaur
Company Secretary